

**SRINIVASA INSTITUTE OF TECHNOLOGY & MANAGEMENT STUDIES  
(A DIVISION OF SRINIVASA TRUST, BANGALORE)  
No. 74, THIMMASAMUDRAM, BANGALORE TIRUPATI BYE-PASS ROAD  
CHITTOOR**

**BALANCE SHEET AS AT 31st MARCH, 2017**

Particulars	Sch No.	As at 31.03.2017 Rs.	As at 31.03.2016 Rs.
<b>A SOURCES OF FUNDS</b>			
Reserves & Surplus	1	470247189.91	455717454.70
Secured Loans	2	9359625.50	0.00
<b>Total</b>		<b>479606815.41</b>	<b>455717454.70</b>
<b>B APPLICATION OF FUNDS</b>			
Fixed Assets	3		
Gross Block		127992776.16	125400547.75
Less: Depreciation		16027174.54	14228082.59
Net Block		111965601.62	111172465.16
Add: Capital Work-in-Progress		0.00	0.00
		111965601.62	111172465.16
<b>CURRENT ASSETS, LOANS AND ADVANCES</b>			
Current Assets	4	134113483.59	115634111.34
Loans & Advances	5	19901268.90	21994543.90
		154014752.49	137628655.24
Less Current Liabilities & Provisions	6	49392994.00	49848485.00
Net Current Assets		104621758.49	87780170.24
Inter Branch Balances		263019455.30	256764819.30
<b>Total</b>		<b>479606815.41</b>	<b>455717454.70</b>

For Srinivasa Trust

*Srinivasa Trust*

Managing Trustee

Place: Bangalore

Date : 28.09.2017

As per our Report u/s 12 A(b) of the

Income Tax Act, of even date

For M.Dasaratha & Associates

Chartered Accountants


Firm Reg. No. 5207S

*M. Dasaratha*

M. Dasaratha

Proprietor

Membership No. 200375



Email of the Auditor : [dasarathamankar@yahoo.com](mailto:dasarathamankar@yahoo.com)  
Cell Phone No.09886229857

**SRINIVASA INSTITUTE OF TECHNOLOGY & MANAGEMENT STUDIES  
(A DIVISION OF SRINIVASA TRUST, BANGALORE)  
No. 74, THIMMASAMUDRAM, BANGALORE TIRUPATI BYE-PASS ROAD  
CHITTOOR**

**INCOME & EXPENDITURE A/C FOR THE YEAR ENDED 31st MARCH, 2017**

Particulars	Sch. No.	As at 31.03.2017 Rs.	As at 31.03.2016 Rs.
<b>A INCOME</b>			
Fees Collections	7	121885897.25	126294852.00
Other Income	8	13285153.75	8486584.25
<b>Total</b>		<b>135171051.00</b>	<b>134731436.25</b>
<b>B EXPENDITURE</b>			
Donation Paid		9000.00	0.00
Operating Expenses	9	13414570.00	17938247.00
Personnel Expenses	10	73817778.00	70437222.00
Administrative Expenses	11	16719610.00	17603846.00
Finance Charges	12	653183.25	25431.50
Depreciation	2	16027174.54	14228082.59
<b>Total</b>		<b>120641315.79</b>	<b>120232829.09</b>
Excess of Income over Expenditure transferred to Balance Sheet		14529735.21	14548607.16

For Srinivasa Trust

*Saltanat Prudhvi*

Managing Trustee

Place: Bangalore

Date : 28.09.2017

As per our Report u/s 12 A(b) of the  
Income Tax Act, of even date

For M. Dasaratha & Associates  
Chartered Accountants

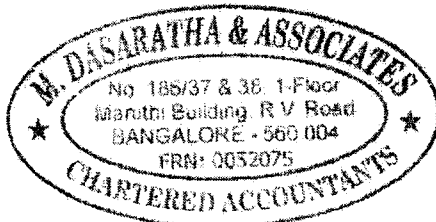
Firm Reg. No. 5207S

*M. Dasaratha*

M. Dasaratha

Proprietor

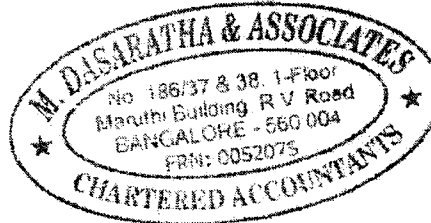
Membership No. 200375



**SRINIVASA INSTITUTE OF TECHNOLOGY & MANAGEMENT STUDIES  
(A DIVISION OF SRINIVASA TRUST, BANGALORE)  
No. 74, THIMMASAMUDRAM, BANGALORE TIRUPATI BYE-PASS ROAD  
CHITTOOR**


**SCHEDULES TO ACCOUNTS AS AT 31st MARCH, 2017**

<b>SCHEDULE NO. 1 RESERVES &amp; SURPLUS</b>	<b>As at 31.03.2017 Rs.</b>	<b>As at 31.03.2016 Rs.</b>
<b>RESERVES</b>	0.00	0.00
<b>SURPLUS</b>		
Income & Expenditure Account		
Balance as per the last Balance Sheet	455717454.70	441173847.54
Add Excess of Income over Expenditure transferred from Income & Expenditure A/c	14529735.21	14543607.16
<b>Total</b>	<b>470247189.91</b>	<b>455717454.70</b>
<b>SCHEDULE NO. 2 SECURED LOANS</b>		
HDFC Bank, Tirupati -Vehicle Loan	9359625.50	0.00
<b>Total</b>	<b>9359625.50</b>	<b>0.00</b>




SRINIVASA INSTITUTE OF TECHNOLOGY & MANAGEMENT STUDIES  
 (A DIVISION OF SRINIVASA TRUST, BANGALORE)  
 No. 74, THIRUMASANURAM, BANGALORE TRUPATI BYE-PASS ROAD, CHITTOOR  
 Schedule No. 2  
 FIXED ASSETS AS ON 31st MARCH, 2017

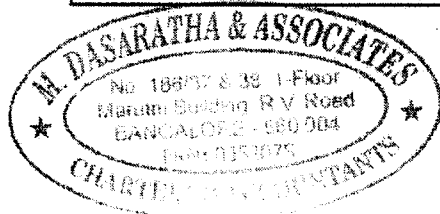
Particulars	W.D.V. as on 01.04.2016	Additions before 30.06.2016	Additions after 30.06.2017	Deletions during the year	Total as on 31.03.2017	Depreciation Rate	Depreciation for the year	W.D.V. as on 31.03.2017
Administrative Building	2018809.13	0.00	0.00	0.00	2018809.13	10%	201880.91	1816928.22
Air Conditioner	918670.04	0.00	0.00	0.00	918670.04	15%	137801.41	780878.63
Bar Code Machine - Library	8314.51	0.00	0.00	0.00	8314.51	15%	1247.18	7067.33
Bio-Metric Machine	52265.73	0.00	0.00	0.00	52265.73	15%	7839.86	44425.87
Boys' Hostel	407125.47	0.00	0.00	0.00	407125.47	10%	40712.55	366412.92
Buildings	61739275.62	0.00	0.00	0.00	61739275.62	10%	6173927.56	55565348.06
Bus AP 03 U 1155	27417.42	0.00	0.00	0.00	27417.42	15%	4112.61	23304.81
Bus AP 03 X 2211	327957.95	0.00	0.00	0.00	327957.95	15%	49153.62	278794.33
Bus AP 03 X 8009	334882.49	0.00	0.00	0.00	334882.49	15%	50282.57	284600.92
Bus AP 03 X 8010	334882.49	0.00	0.00	0.00	334882.49	15%	50282.57	284600.92
Bus AP 04 A 1595	22833.09	0.00	0.00	0.00	22833.09	15%	3424.96	19408.13
Bus AP 04 A 1751	22833.09	0.00	0.00	0.00	22833.09	15%	3424.96	19408.13
Bus AP 03 BE 0975	1521596.40	0.00	0.00	0.00	1521596.40	15%	228239.46	1293356.94
Bus AP 03 BE 0976	1521596.40	0.00	0.00	0.00	1521596.40	15%	228239.46	1293356.94
Bus AP 03 TE 4386	0.00	1896159.40	0.00	0.00	1896159.40	15%	284433.91	1611725.49
Bus AP 03 TE 4387	0.00	1896159.40	0.00	0.00	1896159.40	15%	284433.91	1611725.49
Bus AP 03 TE 4388	0.00	1896159.40	0.00	0.00	1896159.40	15%	284433.91	1611725.49
Bus AP 03 TE 4389	0.00	1896159.40	0.00	0.00	1896159.40	15%	284433.91	1611725.49
Bus AP 03 TE 4390	0.00	1896159.40	0.00	0.00	1896159.40	15%	284433.91	1611725.49
Bus AP 03 TE 4391	0.00	1896159.40	0.00	0.00	1896159.40	15%	284433.91	1611725.49
Bus AP 03 TE 4392	0.00	1896159.40	0.00	0.00	1896159.40	15%	284433.91	1611725.49
Bus AP 03 TE 4393	0.00	1896159.40	0.00	0.00	1896159.40	15%	284433.91	1611725.49
Bus AP 03 TE 4394	0.00	1896159.40	0.00	0.00	1896159.40	15%	284433.91	1611725.49
Bus AP 03 TE 4395	0.00	1896159.40	0.00	0.00	1896159.40	15%	284433.91	1611725.49
Bus AP 03 TE 4396	0.00	1896159.40	0.00	0.00	1896159.40	15%	284433.91	1611725.49
Bus AP 03 TE 4397	0.00	1896159.40	0.00	0.00	1896159.40	15%	284433.91	1611725.49
Bus AP 03 TE 4398	0.00	1896159.40	0.00	0.00	1896159.40	15%	284433.91	1611725.49
Bus AP 03 TE 4399	0.00	1896159.40	0.00	0.00	1896159.40	15%	284433.91	1611725.49
Bus AP 03 TE 4400	0.00	1896159.40	0.00	0.00	1896159.40	15%	284433.91	1611725.49
CC Camera	120762.13	0.00	0.00	0.00	120762.13	15%	18114.32	102647.81
Computer	1177666.12	3263665.00	1194049.00	0.00	5645380.12	80%	3022263.37	2623116.75
Computer UPS	9870.00	0.00	0.00	0.00	9870.00	80%	58220.00	34480.00
DM 2000 V Set Equipment	15981.86	0.00	0.00	0.00	15981.86	15%	2397.28	13584.58
Electrical Installations	1037653.26	0.00	0.00	0.00	1037653.26	10%	103765.33	933887.93
Electrical Equipments	96331.34	0.00	0.00	0.00	96331.34	15%	14448.70	81882.64
Electronic Copying Machine	0.00	16390.00	0.00	0.00	16390.00	15%	2458.50	13931.50
EPAX DSS 70	1773.03	0.00	0.00	0.00	1773.03	15%	266.95	1506.08
Fac. Machine	10051.98	0.00	0.00	0.00	10051.98	15%	1507.80	8544.18
Furniture	8464365.78	0.00	8244.00	0.00	8464369.78	10%	846436.98	7617932.80
Incubator	4553556.08	0.00	0.00	0.00	4553556.08	10%	455355.61	4128200.47
Fire Extinguisher	287381.20	0.00	0.00	0.00	287381.20	15%	43107.18	244274.02
Generator 250KVA	751961.11	0.00	0.00	0.00	751961.11	15%	112784.17	639176.94
Kitchen Equipment-Hostel	20187.27	0.00	0.00	0.00	20187.27	15%	3028.08	17159.19
Lab Equipments	280159.03	98728.00	18425.00	0.00	752212.03	15%	118694.82	633517.21
LCD Projectors	975995.00	0.00	0.00	0.00	975995.00	15%	146399.25	829595.75
Land	3641587.29	0.00	208988.00	0.00	4153720.29	0.00	0.00	4153720.29
Library Books	0.00	308345.00	0.00	0.00	308345.00	15%	46251.75	262093.25
Life	2371.30	0.00	0.00	0.00	2371.30	15%	355.70	2015.60
Machinery	73228.82	0.00	0.00	0.00	73228.82	15%	11034.32	62194.50
Office Equipment	6315.39	0.00	0.00	0.00	6315.39	15%	947.31	5368.08
Overhead Projector	20744.98	0.00	0.00	0.00	20744.98	15%	3111.88	17633.10
Public Address System	884.86	0.00	0.00	0.00	884.86	15%	132.73	752.13
Refrigerator	150326.52	0.00	0.00	0.00	150326.52	15%	22548.98	127777.54
RO Plant	1578.83	0.00	0.00	0.00	1578.83	15%	236.82	1342.01
Sign Board	13854.54	0.00	0.00	0.00	13854.54	15%	2078.18	11776.36
Television (LG)	4248.13	0.00	0.00	0.00	4248.13	15%	637.21	3610.92
Tools & Equipment	4570.74	0.00	0.00	0.00	4570.74	15%	685.61	3885.13
Toyota Innova Car	1826004.80	0.00	0.00	0.00	1826004.80	15%	273900.72	1552104.08
Toyota Fortuner Car	1590000.00	0.00	0.00	0.00	1590000.00	15%	238500.00	1351500.00
Vehicle Chassis	426.26	0.00	0.00	0.00	426.26	15%	63.94	362.32
Water Coolers	20416.35	0.00	0.00	0.00	20416.35	15%	3062.45	17353.90
Xerox Machine	407693.51	0.00	0.00	0.00	407693.51	15%	61184.49	346509.02
<b>Total</b>	<b>111712485.18</b>	<b>1697108.00</b>	<b>1428706.00</b>	<b>0.00</b>	<b>127392776.18</b>		<b>1867165.54</b>	<b>111986601.62</b>



SCHEDULE NO. 4 CURRENT ASSETS	As at 31.03.2017 Rs.	As at 31.03.2016 Rs.
a) Cash and Bank Balances		
Cash on Hand	0.00	0.00
Bank Balances:		
Fixed Deposits	97353753.00	73216003.00
Indian Bank AICTE 999381205	64788.82	64788.82
Indian Bank Exam 798041415	164158.00	1377916.00
Indian Bank General 815900799	3105114.97	1056850.22
Indian Bank Hostel 8159001169	685234.25	143482.00
Indian Bank Scholarship 909097080	240630.00	215924.00
ING Vysya Bank Ltd., Chittoor - 944	549470.27	549470.27
ING Vysya Bank Ltd., Chittoor - 979	30403.53	30403.53
State Bank of India-31050032919	13150.00	13150.00
State Bank of India, - 30125802761	11719.50	12352.00
State Bank of India,30535681850 SC/ST/BC	976937.25	3899522.50
<b>Total -(a)</b>	<b>103195359.59</b>	<b>80579862.34</b>
b) Sundry Debtors		
Tuition fees Receivables	30918124.00	35054249.00
<b>Total -(b)</b>	<b>30918124.00</b>	<b>35054249.00</b>
<b>Total (a) + (b)</b>	<b>134113483.59</b>	<b>115634111.34</b>
SCHEDULE NO. 5 LOANS & ADVANCES	As at 31.03.2017 Rs.	As at 31.03.2016 Rs.
Advances to Supplies/Contractors	13803208.00	16226013.00
Other Deposits	1377314.00	1377314.00
Other Advances	4720746.90	4391216.90
<b>Total</b>	<b>19901268.90</b>	<b>21994543.90</b>
SCHEDULE NO. 6 CURRENT LIABILITIES	As at 31.03.2017 Rs.	As at 31.03.2016 Rs.
(a) Current Liabilities & Provisions		
Sundry Creditors for Supplies	10230795.00	9609095.00
Sundry Creditors for Others	31873039.00	32430661.00
Sundry Creditors for Expenses	7289160.00	7808729.00
<b>Total (a)</b>	<b>49392994.00</b>	<b>49848485.00</b>
(b) Provisions	0.00	0.00
<b>Total (b)</b>	<b>0.00</b>	<b>0.00</b>
<b>Total (a) + (b)</b>	<b>49392994.00</b>	<b>49848485.00</b>



SCHEDULE NO. 7 INCOME	As at 31.03.2017 Rs.	As at 31.03.2016 Rs.
Admission/Registration Fee Collected	368000.00	750000.00
Hostel Fee Collected	13181018.25	15885124.00
Other Facility Fee Collected	6327592.00	3526400.00
Special Fee Collected	1647650.00	2434200.00
Tuition Fee Collected	100361637.00	103699128.00
<b>Total</b>	<b>121885897.25</b>	<b>126294852.00</b>
SCHEDULE NO. 8 OTHER INCOME	As at 31.03.2017 Rs.	As at 31.03.2016 Rs.
Interest on Deposits	6170452.00	3089830.00
Miscellaneous Income	7114701.75	5396754.25
<b>Total</b>	<b>13285153.75</b>	<b>8486584.25</b>
SCHEDULE NO. 9 OPERATING EXPENSES	As at 31.03.2017 Rs.	As at 31.03.2016 Rs.
Affiliation Fee	0.00	2352050.00
Building Maintenance	2559315.00	1524732.00
Campus Maintenance	167275.00	781311.00
Electrical Maintenance	266834.00	277022.00
Electricity Charges	4664292.00	4568897.00
Generator Maintenance	211086.00	156495.00
Hostel Expenses	4830667.00	6779252.00
Laboratory Maintenance	217832.00	270818.00
Repairs & Maintenance Others	379127.00	488482.00
Software Expenses	0.00	274342.00
Sports & Games Items	118142.00	97764.00
Personal Development Programme	0.00	335628.00
Workshops & Seminars	0.00	31454.00
<b>Total</b>	<b>13414570.00</b>	<b>17938247.00</b>
SCHEDULE NO. 10 PERSONNEL EXPENSES	As at 31.03.2017 Rs.	As at 31.03.2016 Rs.
Contribution to ESI	769820.00	629193.00
Contribution to PF	885059.00	682148.00
House Rent Allowance	115000.00	150000.00
Medical Expenses	26383.00	21018.00
Staff Salaries and Wages	71476596.00	68467342.00
Staff Welfare Expenses	544920.00	487521.00
<b>Total</b>	<b>73817778.00</b>	<b>70437222.00</b>



SCHEDULE NO. 11 ADMINISTRATIVE EXPENSES	As at 31.03.2017 Rs.	As at 31.03.2016 Rs.
Advertisement	274334.00	471640.00
Books & Periodicals	703401.00	716602.00
Computer Maintenance	337107.00	227259.00
Conveyance Expenses	393473.00	376864.00
Departmental Technical Fest Expenses	126570.00	0.00
General Charges	134823.00	445000.00
Interest on TDS	10559.00	511.00
Internet Expenses	1041033.00	930556.00
Membership/Subsription Fee	0.00	355100.00
Miscellaneous Expenses	938417.00	612897.00
Postage & Courier	49857.00	65943.00
Printing & Stationery	2186755.00	1231694.00
Fees, Rates & Taxes	1413333.00	4551165.00
Security Charges	2288858.00	2774080.00
Telephone Charges	421626.00	351116.00
Transport Charges	377974.00	148278.00
Travelling Expenses	472079.00	408216.00
Vehicle Maintenance	5549411.00	3936925.00
<b>Total</b>	<b>16719610.00</b>	<b>17603846.00</b>
SCHEDULE NO. 12 FINANCE CHARGES	As at 31.03.2017 Rs.	As at 31.03.2016 Rs.
Bank Charges	16797.75	25431.50
Interest on Vehicle Loan - HDFC Bank	636385.50	0.00
<b>Total</b>	<b>653183.25</b>	<b>25431.50</b>

For Srinivasa Trust

*Satish Kumar*

Managing Trustee

Place: Bangalore

Date : 28.09.2017

As per our Report u/s 12 A(b) of the

Income Tax Act, of even date

For M.Dasaratha & Associates

Chartered Accountants


Firm Reg. No. 5207S

*M. Dasaratha*

M. Dasaratha

Proprietor


Membership No. 200375



**SRINIVASA INSTITUTE OF TECHNOLOGY & MANAGEMENT STUDIES  
(A DIVISION OF SRINIVASA TRUST, BANGALORE)  
No. 74, THIMMASAMUDRAM, BANGALORE TIRUPATI BYE-PASS ROAD  
CHITTOOR**

**SUB-SCHEDULES TO BALANCE SHEET AS AT 31st MARCH, 2017**


ADVANCES TO SUPPLIERS/CONTRACTORS	As at 31.03.2017 Rs.	As at 31.03.2016 Rs.
Apex Innovations Pvt Ltd	33300.00	33300.00
Bhaskarachari. S, Contractor	179310.00	179310.00
Chand Electronics, Tirupati	16500.00	16500.00
Quintrell Walkers, Chittoor	200000.00	0.00
G K Shetty Builders Pvt Ltd	2027291.00	2027291.00
Hi Q Electronics	49332.00	49332.00
Johnsons Lifts Pvt Ltd	54384.00	2645604.00
K G Builders	2600000.00	2600000.00
M.B. Bhanu Prakash, Granite Supplier	22362.00	22362.00
M.V. Bhaskar Naidu, Electrical & Plumber	1651500.00	1651500.00
Sri Balaji Agro Agencies	0.00	14771.00
Nandulal, Granite Layer	184000.00	184000.00
N. Sai Ganesh	750000.00	750000.00
P. Prasad, Granite Supplier	250000.00	250000.00
R. Jagadish Kumar, Contractor	4198641.00	4198641.00
R. Mahesh Kumar, Contractor	494234.00	494234.00
South India Switch Gear & Co	10076.00	10076.00
Silicon Systems	309281.00	309281.00
N. Threshanth Granite Suppliers	500000.00	500000.00
V.J. Balaji	82800.00	82800.00
G.S. Krishna Moorthy, Engineer	140000.00	140000.00
Harikrishna. J	36697.00	1863.00
J. Kannalah Semi Engineering Works	13500.00	13500.00
Shaik Rafikiran	0.00	51648.00
<b>Total</b>	<b>13803208.00</b>	<b>16226013.00</b>








OTHER DEPOSITS	As at 31.03.2017 Rs.	As at 31.03.2016 Rs.
Deposit Broad Band	3250.00	3250.00
Deposit For Internet (BSNL)	10576.00	10576.00
Deposit JKC	10000.00	10000.00
Electricity	1298484.00	1298484.00
L P Gas	7800.00	7800.00
Mobile Telephone	4212.00	4212.00
Oxygen Cylinder	1000.00	1000.00
Telephone	41990.00	41990.00
<b>Total</b>	<b>1377314.00</b>	<b>1377314.00</b>
OTHER ADVANCES	As at 31.03.2017 Rs.	As at 31.03.2016 Rs.
Abdul Sattar Khan	190000.00	190000.00
Advance for Land Development	43350.00	43350.00
Advance others	16272.90	16272.90
A. Srinivasan - Asso. Professor	30642.00	13442.00
G. Ramachandralah - GCM	0.00	25000.00
M. Dasaratha & Associates	0.00	15000.00
Chennakesavulu Reddy	120000.00	120000.00
CPM (Campus Placement Mission)	127600.00	127600.00
B.V. Reddy & Sons	27241.00	0.00
M. Yugandhar - Asst. Professor	0.00	2025.00
G.K.Rajini, HOD, EIE	0.00	8574.00
Hari Prabhakar	0.00	2183.00
Imprest - Postage	19062.00	26852.00
JKC Mentors Training	103310.00	103310.00
K.R.kumar	0.00	523.00
K. Sudarshan - Asst. Professor	0.00	7780.00
K. Lakshminarayana - Asst. Professor	13000.00	0.00
Ramesh R Hatkurki	7302.00	58414.00
S. Srekanth	25309.00	195612.00
Prakash Arts Pvt. Ltd. Tirupati	0.00	248.00
Prof. R. Mahadevan, Chennai	75000.00	75000.00
R. Gopal Reddy	15000.00	15000.00
R. Jayanth, Systems Manager	0.00	7945.00
Mohan Babu. K - AAO	2476.00	29165.00
Mohan Babu. K - AAO - Salary Advance	0.00	28000.00
M.S. Kamalakannan	90580.00	214.00
R. Mynuddin Sultani	6504.00	720.00
S. Subramanyam (Sri Ram consultants)	0.00	4050.00
Salary Advances	134039.00	134039.00
R. Sathesh - Staff	5000.00	5000.00
TCS Receivable	117237.00	0.00
TDS Receivable	3457150.00	3035560.00
C. Rajesh - Driver	1000.00	0.00
V. Gangadharam	4745.00	738.00
S. Abdul Azeem	20000.00	20000.00
V. Vijaya Kishore, Asst. Professor	0.00	5603.00
P. Arjunajah - Driver	2500.00	0.00
R. Arjun - Driver	1000.00	0.00
Y. Ravikiran Varma - Asst. Professor	30427.00	40997.00
Y. Tharakeswar - Staff	35000.00	35000.00
<b>Total</b>	<b>4720746.90</b>	<b>4391216.90</b>

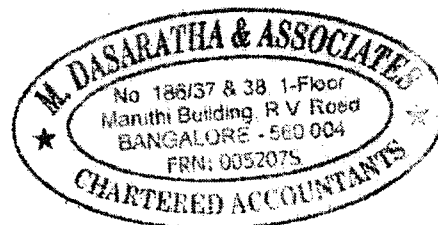


SUNDRY CREDITORS FOR SUPPLIES

	As at 31.03.2017 Rs.	As at 31.03.2016 Rs.
Balaji Industrial Corporation Ltd	1476782.00	1476782.00
Sri Vinayaka Agencies	7891.00	0.00
Bookionics	86722.00	109414.00
Bros Seientifics	7715.00	7715.00
Chetan Auto Service	44172.00	57717.00
Clarity Industries, Hyderabad	16488.00	0.00
K.T. Technologies	201585.00	0.00
C. Balakrishna Reddy	2852647.00	2852647.00
Deepthi Plywood & Hardware	50666.00	27182.00
Dress Suit (MBA)	438810.00	226310.00
Elgi Rubber Company Limited, Vellore	0.00	9450.00
Jai Shankar Granite Contractor	870282.00	870282.00
K.R.Nethaji	25000.00	25000.00
Murali Krishna Engineering Works	15484.00	0.00
Naveen Traders	31376.00	31376.00
Hydromec Engineers, Bangalore	345000.00	345000.00
Rajendra Traders, Tirupati	52080.00	52080.00
Remya Steel Furniture	85956.00	85956.00
Machine Tool Traders, Chennai	141384.00	141384.00
Iking Tech Solutions, Vellore	0.00	10867.00
Spectrum Structural Peddapuram	1340000.00	1340000.00
Manjula Agencies, Chittoor	5890.00	5020.00
Sri Book Seller	171264.00	230050.00
Om Kanakadurga Paints & Hardwares	1620.00	0.00
Pure Chemicals	18345.00	0.00
Diwyalaxmi Udyog Industries, Coimbatore	0.00	83313.00
New Kumar Traders	15800.00	3300.00
Sujatha Offset Printing & Binding Works	345520.00	0.00
M. Total Instrumentation Solutions, Coimbatore	0.00	1572.00
My Home Industries Ltd. Hyderabad	177750.00	177750.00
Quality Engineering & Equipments, Hyderabad	0.00	775.00
S.K.S. Saravana Murthy & Bros., Chennai	0.00	4102.00
Surya Agencies, Tirupati	6600.00	0.00
Sri Balaji Oil Agencies, Chittoor	619485.00	498685.00
Sri Balaji Agro Agencies	13779.00	0.00
V.K. Enterprises, Coimbatore	210000.00	0.00
Tamilnadu Electricals, Chennai	0.00	1230.00
T.R. Bhaskar	442420.00	610102.00
Vijay Electricals	0.00	3275.00
Indian Scientific Company	0.00	15254.00
K J Kumar S.V. Computer, Chittoor	0.00	4000.00
M.M Industries, Chittoor	0.00	12838.00
Sri Balaji Pipe Traders	34630.00	34630.00
Sri Mahalakshmi Offset & Screens	0.00	650.00
SRS Computers, Chennai	23625.00	23625.00
Supreme Infosystems, Chittoor	0.00	1750.00
Vinod Electricals, Chittoor	0.00	123750.00
Vinodh Enterprises, Chittoor	0.00	41750.00
Gold Fields, Nellore	54027.00	54027.00
J. Shaik Mohammed - Asst. Prof	0.00	3485.00
<b>Total</b>	<b>10230795.00</b>	<b>9603095.00</b>



SUNDRY CREDITORS FOR OTHERS	As at 31.03.2017 Rs.	As at 31.03.2016 Rs.
Caution Deposit - Students	3714840.00	3755540.00
Chaitanya Proprieties Pvt Ltd	4128125.00	4128125.00
Security Deposit received	0.00	213051.00
D.A. Thejeswari	30000.00	30000.00
Student Welfare Fund	0.00	305995.00
C S I Membership	8850.00	8850.00
KBD Sugars & Distilleries Ltd.,	14459820.00	14459820.00
Shaik Shajahan - Student	0.00	16002.00
Tuition Fees Refundable	1685733.00	1690783.00
Allumni Association	278916.00	278916.00
Express Publications (Madurai) Ltd.	0.00	15000.00
PMRY Training Programme	92590.00	92590.00
University Grant	370537.00	459433.00
University Fee	1715750.00	332300.00
S. Farook Basha	5000.00	0.00
Own Your Books Scheme	1559815.00	2658473.00
Hemasundhar Naidu - Canteen	0.00	50000.00
VIT Registration Fee	91795.00	95245.00
Shri Arun Towers Pvt Ltd, Bangalore	1500000.00	1500000.00
Hack Track Work Shop	53900.00	53900.00
College Attached Hostel Fee	329460.00	418709.00
R. Kodandan - Asst. Prof	0.00	2225.00
B. Nagakumar	0.00	4144.00
M. Giri - HOD CSE	0.00	11731.00
Prabhakar Rao. S	6849.00	6849.00
Vijaya Bhaskar Reddy - MBA Staff	0.00	1921.00
Helping Hands	41059.00	41059.00
Mysore Fruit Products Ltd.	1800000.00	1800000.00
<b>Total</b>	<b>31873039.00</b>	<b>32430661.00</b>



SUNDRY CREDITORS FOR EXPENSES	As at	As at
	31.03.2017	31.03.2016
	Rs.	Rs.
Wages Payable	816983.00	890357.00
Electricity Charges Payable	0.00	383667.00
Security Charges Payable	299731.00	270983.00
Post Metric Scholarship-SC/ST M.Tech	25933.00	25933.00
Post Metric Scholarship-ST	(24867.00)	(24867.00)
Post Metric Scholarship- PHC	63518.00	63518.00
Post Metric Scholarship-BC	517358.00	517358.00
Profession Tax payable	98450.00	53000.00
Salary Payable	4126159.00	4380226.00
Stipend Payable	37355.00	38000.00
Post Metric Scholarship-SC	307208.00	307208.00
TDS Payable-Contractors	11311.00	21578.00
TDS Payable-Professional Charges	14500.00	14500.00
TDS Payable-Salary	670622.00	538108.00
ESI- Payable	29053.00	41520.00
EPF- payable	79482.00	112598.00
Employers Contribution to PF	84631.00	64853.00
Employers Contribution to ESI	73897.00	54779.00
Telephone Charges Payable	26556.00	13705.00
Internet Expenses Payable	0.00	17475.00
Remuneration Payable	31280.00	24230.00
<b>Total</b>	<b>7289160.00</b>	<b>7808729.00</b>
<b>Inter Branch Balances</b>	<b>As at</b>	<b>As at</b>
	<b>31.03.2017</b>	<b>31.03.2016</b>
	<b>Rs.</b>	<b>Rs.</b>
Srinivasa Trust, Bangalore	9740823.43	10793457.43
R K Vidyalaya (School & College)	18598226.90	18482726.90
Srinivasa Trust, Chittoor	241187404.97	233990634.97
VIMS & RC	(6507000.00)	(6507000.00)
<b>Total</b>	<b>283019455.30</b>	<b>256764819.30</b>

