

SRINIVASA INSTITUTE OF TECHNOLOGY & MANAGEMENT STUDIES  
(A DIVISION OF SRINIVASA TRUST, BANGALORE)  
No. 74, THIMMASAMUDRAM, BANGALORE TIRUPATI BYE-PASS ROAD  
CHITTOOR

BALANCE SHEET AS AT 31st MARCH, 2020

Particulars	Sch No.	As at 31.03.2020 Rs.	As at 31.03.2019 Rs.
<b>A SOURCES OF FUNDS</b>			
Reserves & Surplus	1	439583521.39	468004161.52
Secured Loans	2	18145865.23	21966129.30
<b>Total</b>		<b>457729386.62</b>	<b>489970290.82</b>
<b>B APPLICATION OF FUNDS</b>			
Fixed Assets	3		
Gross Block		137450671.78	151973990.94
Less: Depreciation		19084757.13	20458111.16
Net Block		118365914.65	131515879.78
Add: Capital Work-in-Progress		132927.00	132927.00
		118498841.65	131648806.78
<b>CURRENT ASSETS, LOANS AND ADVANCES</b>			
Current Assets	4	126706044.11	97422400.60
Loans & Advances	5	22250520.14	24564237.14
		148956564.25	121986637.74
Less Current Liabilities & Provisions	6	81616619.58	62959285.00
Net Current Assets		67339944.67	59027352.74
Inter Branch Balances		271890600.30	299294131.30
<b>Total</b>		<b>457729386.62</b>	<b>489970290.82</b>

For Srinivasa Trust




Trustee

Place: Bangalore

Date : 29.12.2020

As per our Report u/s. 12A(1)(b) of the  
Income Tax Act, of even date  
For M.Dasaratha & Associates  
Chartered Accountants  
Firm Reg. No. 005207S



M. Dasaratha

Proprietor

Membership No. 200375



**SRINIVASA INSTITUTE OF TECHNOLOGY & MANAGEMENT STUDIES  
(A DIVISION OF SRINIVASA TRUST, BANGALORE)  
No. 74, THIMMASAMUDRAM, BANGALORE TIRUPATI BYE-PASS ROAD  
CHITTOOR**

**INCOME & EXPENDITURE A/C FOR THE YEAR ENDED 31st MARCH, 2020**

Particulars	Sch No.	As at 31.03.2020 Rs.	As at 31.03.2019 Rs.
<b>A INCOME</b>			
Fees Collections	7	115362545.00	117911999.00
Other Income	8	11707560.53	16286475.53
<b>Total</b>		<b>127070105.53</b>	<b>134198474.53</b>
<b>B EXPENDITURE</b>			
Donation Paid		0.00	25000.00
Operating Expenses	9	33463189.00	23575182.00
Personnel Expenses	10	83742423.00	80592585.00
Administrative Expenses	11	16520075.50	23542614.00
Finance Charges	12	2680301.03	1327780.80
Depreciation	2	19084757.13	20458111.16
<b>Total</b>		<b>155490745.66</b>	<b>149521252.96</b>
Excess of Expenditure over Income transferred to Balance Sheet		(28420640.13)	(15322778.43)

For Srinivasa Trust




Trustee

Place: Bangalore

Date : 29.12.2020

As per our Report u/s. 12A(1)(b) of the  
Income Tax Act, of even date  
For M.Dasaratha & Associates  
Chartered Accountants  
Firm Reg. No. 005207S



M. Dasaratha

Proprietor

Membership No. 200375



**SRINIVASA INSTITUTE OF TECHNOLOGY & MANAGEMENT STUDIES  
(A DIVISION OF SRINIVASA TRUST, BANGALORE)  
No. 74, THIMMASAMUDRAM, BANGALORE TIRUPATI BYE-PASS ROAD  
CHITTOOR**

**SCHEDULES TO ACCOUNTS AS AT 31st MARCH, 2020**

SCHEDULE NO. 1 RESERVES & SURPLUS	As at 31.03.2020 Rs.	As at 31.03.2019 Rs.
RESERVES	0.00	0.00
SURPLUS		
Income & Expenditure Account		
Balance as per the last Balance Sheet	468004161.52	483326939.95
Add Excess of income over expenditure(+)/expenditure over income(-) transferred from Income & Expenditure A/c	(28420640.13)	(15322778.43)
<b>Total</b>	<b>439583521.39</b>	<b>468004161.52</b>
SCHEDULE NO. 2 SECURED LOANS		
HDFC Bank, Tirupati -Vehicle Loan	3154869.23	5421339.30
Loan on FD - Canara Bank No. 0852743012410	0.00	8950000.00
Loan on FD - Canara Bank No. 0852743012441	10523336.00	0.00
Loan on FD - SBI No. 00000037640973761	4467860.00	7594790.00
<b>Total</b>	<b>18145865.23</b>	<b>21966129.30</b>



**SRINIVASA INSTITUTE OF TECHNOLOGY & MANAGEMENT STUDIES**  
**(A DIVISION OF SRINIVASA TRUST, BANGALORE)**  
**No. 74, THIMMASAMUDRAM, BANGALORE TIRUPATI BYE-PASS ROAD, CHITTOOR**  
**Schedule No 2**  
**FIXED ASSETS AS ON 31st MARCH, 2020**

Particulars	W D V as on 01.04.2019	Additions before 30.09.2019	Additions after 30.09.2019	Deletions during the year	Total as on 31.03.2020	Depreciation Rate	Depreciation for the year	W D V as on 31.03.2020
Administrative Building	1471711.86	0.00	0.00	0.00	1471711.86	10%	147171.19	1324540.67
Air Conditioner	1175468.17	0.00	0.00	0.00	1175468.17	15%	176320.23	999147.94
Bar Code Machine - Library	5720.27	0.00	0.00	0.00	5720.27	15%	858.04	4862.23
Bio-Matric Machine	428711.09	0.00	0.00	0.00	428711.09	15%	64306.66	364404.43
Borewell	636411.27	353020.00	0.00	0.00	989431.27	10%	98943.13	890488.14
Buildings	45588426.84	0.00	0.00	0.00	45588426.84	10%	4558842.68	41029584.16
Bus AP 03 U 1155	16837.73	0.00	0.00	0.00	16837.73	15%	2525.66	14312.07
Bus AP 03 X 2211	201407.19	0.00	0.00	0.00	201407.19	15%	30211.08	171196.11
Bus AP 03 X 8009	205536.89	0.00	0.00	0.00	205536.89	15%	30830.53	174706.36
Bus AP 03 X 8010	205536.89	0.00	0.00	0.00	205536.89	15%	30830.53	174706.36
Bus KA 04 A 1595	14083.79	0.00	0.00	0.00	14083.79	15%	2112.57	11971.22
Bus KA 04 A 1731	14083.79	0.00	0.00	0.00	14083.79	15%	2112.57	11971.22
Bus AP 03 BE 0976	934696.04	0.00	0.00	0.00	934696.04	15%	140204.41	794491.63
Bus AP 03 BE 0977	934696.04	0.00	0.00	0.00	934696.04	15%	140204.41	794491.63
Bus AP 03 TE 4396	1042882.14	0.00	0.00	0.00	1042882.14	15%	156432.32	886449.82
Bus AP 03 TE 4397	1042882.14	0.00	0.00	0.00	1042882.14	15%	156432.32	886449.82
Bus AP 03 TE 4398	1042882.14	0.00	0.00	0.00	1042882.14	15%	156432.32	886449.82
Bus AP 03 TE 4558	1169342.88	0.00	0.00	0.00	1169342.88	15%	175401.43	993941.45
Bus AP 03 TE 4559	1169342.88	0.00	0.00	0.00	1169342.88	15%	175401.43	993941.45
Bus AP 03 TE 4560	1169342.88	0.00	0.00	0.00	1169342.88	15%	175401.43	993941.45
Bus AP 03 TK 0993	1684897.20	0.00	0.00	0.00	1684897.20	15%	252734.58	1432162.62
Bus AP 03 TK 0994	1684897.20	0.00	0.00	0.00	1684897.20	15%	252734.58	1432162.62
Bus AP 03 TK 0995	1684897.20	0.00	0.00	0.00	1684897.20	15%	252734.58	1432162.62
Bus AP 03 TK 0996	1684897.20	0.00	0.00	0.00	1684897.20	15%	252734.58	1432162.62
Bus AP 03 TK 1349	1684897.20	0.00	0.00	0.00	1684897.20	15%	252734.58	1432162.62
Bus AP 03 TK 2172	1710375.10	0.00	0.00	0.00	1710375.10	15%	256556.27	1453818.84
Bus AP 03 TK 2173	1175425.05	0.00	0.00	0.00	1175425.05	15%	176313.76	999111.29
Bus AP 03 TK 2206	1175425.05	0.00	0.00	0.00	1175425.05	15%	176313.76	999111.29
Bus AP 03 TK 2230	1398859.45	0.00	0.00	0.00	1398859.45	15%	209828.92	1189030.53
Bus AP 03 TK 2244	1398859.45	0.00	0.00	0.00	1398859.45	15%	209828.92	1189030.53
Bus AP 03 TK 2285	2137231.50	0.00	0.00	0.00	2137231.50	15%	320584.73	1816646.78
Bus AP 39 TA 3385	0.00	1746788.00	0.00	0.00	1746788.00	15%	262018.20	1484769.80
Bus AP 39 TA 3522	0.00	1746788.00	0.00	0.00	1746788.00	15%	262018.20	1484769.80
CC Camera	646313.72	55300.00	0.00	0.00	701613.72	15%	105242.06	596371.66
Computer	12012261.11	0.00	0.00	0.00	12012261.11	0.40	4804904.44	7207356.67
Computer UPS	14212.80	0.00	0.00	0.00	14212.80	0.40	5685.12	8527.68
DW 4000 V Sat Equipment	9630.62	0.00	0.00	0.00	9630.62	15%	1444.59	8186.03
Electrical Installations	836453.87	0.00	0.00	0.00	836453.87	10%	83645.39	752808.48
Electrical Equipments	170033.48	0.00	0.00	0.00	170033.48	15%	25505.02	144528.46
Electronic Counting Machine	9844.43	0.00	0.00	0.00	9844.43	15%	1476.66	8367.77
EPABX DSS 70	1088.87	0.00	0.00	0.00	1088.87	15%	163.33	925.54
EPSON DS - 860 Scanner	40237.50	0.00	0.00	0.00	40237.50	15%	6035.63	34201.88
Fax Machine	14515.28	0.00	0.00	0.00	14515.28	15%	2177.29	12337.99
Furniture	7880805.89	286000.00	321880.00	0.00	8466885.89	10%	830774.59	7637911.30
Honda Activa %G Deluxe	74000.00	0.00	0.00	0.00	74000.00	15%	11100.00	62900.00
Indoor stadium	3341441.55	0.00	0.00	0.00	3341441.55	10%	334144.16	3007297.40
Fire Extinguisher	412362.98	0.00	0.00	0.00	412362.98	15%	61854.45	350508.53
Generator 125KVA	1431326.69	0.00	0.00	0.00	1431326.69	15%	214699.00	1216627.69
Generator 250KVA	461552.47	0.00	0.00	0.00	461552.47	15%	69232.87	392319.60
Kitchen Equipment-Hostel	12397.51	0.00	0.00	0.00	12397.51	15%	1859.63	10537.88
Lab Equipments	7879823.80	480116.00	252860.00	0.00	8612799.80	15%	1272955.47	7339844.33
LCD Projectors	2714908.86	0.00	0.00	0.00	2714908.86	15%	407236.33	2307672.53
Land	9759854.00	0.00	0.00	0.00	9759854.00	0.00	0.00	9759854.00
Library Books	3949661.81	441688.00	74906.00	0.00	4466255.81	15%	664320.42	3801935.39
Lift	553461.73	0.00	0.00	0.00	553461.73	15%	83019.26	470442.47
Machinery	1456.28	0.00	0.00	0.00	1456.28	15%	218.44	1237.84
Matulthi Omni Van - AP-03 - CW 1188	306850.11	0.00	0.00	0.00	306850.11	15%	46027.52	260822.59
Mike Set	0.00	105446.00	0.00	0.00	105446.00	15%	15816.90	89629.10
Office Equipment	54080.83	0.00	0.00	0.00	54080.83	15%	8112.12	45968.71
Overhead Projector	4001.26	0.00	0.00	0.00	4001.26	15%	600.19	3401.07
Public Address System	12739.65	0.00	0.00	0.00	12739.65	15%	1910.95	10828.70
Roneo Machine	141196.19	0.00	0.00	0.00	141196.19	15%	21179.43	120016.76
RO Plant	92319.15	0.00	0.00	0.00	92319.15	15%	13847.87	78471.28
STD Equipment	969.66	0.00	0.00	0.00	969.66	15%	145.45	824.21
Sign Board	8569.84	0.00	0.00	0.00	8569.84	15%	1285.48	7284.36
Television (LG)	2609.50	0.00	0.00	0.00	2609.50	15%	391.43	2218.08
Tools & Equipment	2807.01	0.00	0.00	0.00	2807.01	15%	421.05	2385.96
Toyota Innova Car	937526.17	0.00	0.00	0.00	937526.17	15%	140628.93	796897.24
Toyota Fortuner Car	939611.25	0.00	0.00	0.00	939611.25	15%	140941.69	798669.56
Vacuum Cleaner	263.01	0.00	0.00	0.00	263.01	15%	39.45	223.56
V-Guard Solar Water Heater	509906.25	0.00	0.00	0.00	509906.25	15%	76485.94	433420.31
Water Coolers	133620.70	0.00	0.00	0.00	133620.70	15%	20043.11	113577.60
Xerox Machine	250499.45	90000.00	0.00	0.00	340499.45	15%	51074.92	289424.53
<b>Total</b>	<b>131515879.78</b>	<b>6295146.00</b>	<b>648646.00</b>	<b>0.00</b>	<b>137450671.78</b>		<b>19084757.13</b>	<b>118365914.85</b>



SCHEDULE NO. 4 CURRENT ASSETS		As at 31.03.2020 Rs.	As at 31.03.2019 Rs.
a) Cash and Bank Balances			
Cash on Hand		0.00	0.00
<b>Bank Balances:</b>			
Fixed Deposits		31413470.94	51912471.91
Canara Babk - 0852201002233		42945.00	335623.00
Indian Bank AICTE 999381205		110768.12	64788.82
Indian Bank Exam 798041415		567724.00	1437376.00
Indian Bank General 815900799		(513423.97)	2470472.85
Indian Bank Hostel 8159001169		1090071.25	969675.25
Indian Bank Scholar ship 909097080		288073.00	208044.00
ING Vysya Bank Ltd., Chittoor - 944		549840.54	549840.54
ING Vysya Bank Ltd., Chittoor - 979		17393.98	17393.98
State Bank of India-31050032919		13150.00	13150.00
State Bank of India, - 30125802761		11719.50	11719.50
State Bank of India,30535881850 SC/ST/BC		38512.75	200995.75
<b>Total -(a)</b>		<b>33630245.11</b>	<b>58191551.60</b>
b) Sundry Debtors			
Tution fees Receivables		93057299.00	39230849.00
Institute of Quantity Survey, Tirupati		18500.00	0.00
<b>Total -(b)</b>		<b>93075799.00</b>	<b>39230849.00</b>
<b>Total (a) + (b)</b>		<b>126706044.11</b>	<b>97422400.60</b>
SCHEDULE NO. 5 LOANS & ADVANCES		As at 31.03.2020 Rs.	As at 31.03.2019 Rs.
Advances to Supplies/Contractors		13912711.00	15889889.00
Other Deposits		1369321.24	1369321.24
Other Advances		6968487.90	7305026.90
<b>Total</b>		<b>22250520.14</b>	<b>24564237.14</b>
SCHEDULE NO. 6 CURRENT LIABILITIES		As at 31.03.2020 Rs.	As at 31.03.2019 Rs.
(a) Current Liabilities & Provisions			
Sundry Creditors for Supplies		8228458.00	12027557.00
Sundry Creditors for Others		65532637.00	42630621.00
Sundry Creditors for Expenses		7855524.58	8301107.00
<b>Total (a)</b>		<b>81616619.58</b>	<b>62959285.00</b>
(b) Provisions		0.00	0.00
<b>Total (b)</b>		<b>0.00</b>	<b>0.00</b>
<b>Total (a) + (b)</b>		<b>81616619.58</b>	<b>62959285.00</b>



SCHEDULE NO. 7 INCOME	As at 31.03.2020 Rs.	As at 31.03.2019 Rs.
Admission/Registration Fee Collected	1082000.00	424000.00
Hostel Fee Collected	13162570.00	13653579.00
Other Facility Fee Collected	2895000.00	1017000.00
Special Fee Collected	2001000.00	517000.00
Tuition Fee Collected	96221975.00	102300420.00
<b>Total</b>	<b>115362545.00</b>	<b>117911999.00</b>
SCHEDULE NO. 8 OTHER INCOME	As at 31.03.2020 Rs.	As at 31.03.2019 Rs.
Interest on Deposits	5144554.03	7608878.91
Miscellaneous Income	6563006.50	8677596.62
<b>Total</b>	<b>11707560.53</b>	<b>16286475.53</b>
SCHEDULE NO. 9 OPERATING EXPENSES	As at 31.03.2020 Rs.	As at 31.03.2019 Rs.
Building Maintenance	16733133.00	7122421.00
Campus Maintenance	4368744.00	2785782.00
Civil Engg Auto Cad Training Programme	0.00	298250.00
Electrical Maintenance	756388.00	473759.00
Electricity Charges	5347171.00	5627616.00
Generator Maintenance	62437.00	84138.00
Hostel Expenses	5278443.00	6041384.00
Laboratory Maintenance	197896.00	341355.00
Repairs & Maintenance Others	536907.00	722192.00
Sports & Games Items	182070.00	78285.00
<b>Total</b>	<b>33463189.00</b>	<b>23575182.00</b>
SCHEDULE NO. 10 PERSONNEL EXPENSES	As at 31.03.2020 Rs.	As at 31.03.2019 Rs.
Contribution to ESI	782523.00	945756.00
Contribution to PF	888375.00	950223.00
Medical Expenses	15810.00	11200.00
Staff Salaries and Wages	80696253.00	77882769.00
Staff Welfare Expenses	1359462.00	802617.00
<b>Total</b>	<b>83742423.00</b>	<b>80592565.00</b>



SCHEDULE NO. 11 ADMINISTRATIVE EXPENSES	As at	As at
	31.03.2020 Rs.	31.03.2019 Rs.
Advertisement	31080.00	525513.00
Anniversary Expenses	0.00	379569.00
Board of Studies Meeting Expenses	0.00	221084.00
Books & Periodicals	810204.00	1471543.00
Computer Maintenance	80260.00	74711.00
Conveyance Expenses	39650.00	60139.00
Fees, Rates & Taxes	1781160.00	6526124.00
Guest Lecturer Remuneration	15000.00	5000.00
G C Meeting Expenses	0.00	32195.00
General Charges	21666.00	28600.00
Internet Expenses	1077949.00	1600070.00
Interest on TDS	613750.00	0.00
Membership and Subscription	0.00	92600.00
Miscellaneous Expenses	521618.00	533557.00
Postage & Courier	31933.00	40047.00
Printing & Stationery	1586707.50	1215558.00
Professional Charges	354000.00	390800.00
Research and Development	240000.00	340000.00
Security Charges	6665089.00	5066807.00
Seminar and Workshop	195299.00	613669.00
Software Expenses	37400.00	496591.00
Staff Training Expenses	361747.00	282000.00
Telephone Charges	78631.00	122172.00
Transport Charges	0.00	158176.00
Travelling Expenses	570703.00	346948.00
Vehicle Maintenance	1406229.00	2919141.00
<b>Total</b>	<b>16520075.50</b>	<b>23542614.00</b>
SCHEDULE NO. 12 FINANCE CHARGES	As at 31.03.2020 Rs.	As at 31.03.2019 Rs.
Bank Charges	52278.10	59247.00
Interest on Vehicle Loan - HDFC Bank	419469.93	623743.80
Interest on FD Loan	2208553.00	644790.00
<b>Total</b>	<b>2680301.03</b>	<b>1327780.80</b>

For Srinivasa Trust




Trustee

Place: Bangalore

Date : 29.12.2020

As per our Report u/s. 12A(1)(b) of the  
Income Tax Act, of even date  
For M.Dasaratha & Associates  
Chartered Accountants  
Firm Reg. No. 5207S



M. Dasaratha

Proprietor

Membership No. 200375



**SRINIVASA INSTITUTE OF TECHNOLOGY & MANAGEMENT STUDIES  
(A DIVISION OF SRINIVASA TRUST, BANGALORE)  
No. 74, THIMMASAMUDRAM, BANGALORE TIRUPATI BYE-PASS ROAD  
CHITTOOR**

**SUB-SCHEDULES TO BALANCE SHEET AS AT 31st MARCH, 2020**

ADVANCES TO SUPPLIERS/CONTRACTORS	As at 31.03.2020 Rs.	As at 31.03.2019 Rs.
Apex Innovations Pvt Ltd	33300.00	33300.00
Bhaskarachari. S, Contractor	179310.00	179310.00
Chand Electronics, Tirupati	0.00	16500.00
Indian Oil Corporation Ltd, Mumbai	300000.00	300000.00
G K Shetty Builders Pvt Ltd	2027291.00	2027291.00
Hi Q Electronics	0.00	49332.00
Johnsons Lifts Pvt Ltd	54384.00	54384.00
K G Builders	2600000.00	2600000.00
M.B. Bhanu Prakash, Granite Supplier	0.00	22362.00
M.V. Bhaskar Naidu, Electrical & Plumber	1651500.00	1651500.00
Sri Balaji Agro Agencies	0.00	14771.00
Nandulal, Granite Layer	184000.00	184000.00
N. Sai Ganesh	750000.00	750000.00
P. Prasad, Granite Supplier	250000.00	250000.00
R. Jagadish Kumar, Contractor	4198641.00	4198641.00
R. Mahesh Kumar, Contractor	494234.00	494234.00
South India Switch Gear & Co	10076.00	10076.00
Silicon Systems	309281.00	309281.00
N. Thrushanth Granite Suppliers	500000.00	500000.00
V.J. Balaji	82800.00	82800.00
G.S. Krishna Moorthy, Engineer	140000.00	140000.00
Harikrishna. J	22157.00	17003.00
J. Kannaiah Semi Engineering Works	13500.00	13500.00
Ramudu D -Cement Bricks Manufacturer	0.00	22000.00
Security Charges Payable	0.00	14764.00
Compact Systems Pvt Ltd, Chennai	2814.00	0.00
CC Broadband, Kovur	9423.00	0.00
Webpros Solutions Pvt Ltd Visakjapatnam	0.00	0.00
A. Chinnabba	0.00	10000.00
B.S. Raghaendra Painting Works, Bangalore	0.00	200000.00
Manyata Construction Co., Bangalore	0.00	1500000.00
M.N. Kaverappa, Bangalore	100000.00	100000.00
Micro Logics	0.00	144840.00
<b>Total</b>	<b>13912711.00</b>	<b>15889889.00</b>





FIXED DEPOSITS WITH BANKS	As at	As at
	31.03.2020	31.03.2019
	Rs.	Rs.
Canara Bank - 0852401003006/1	5564234.17	5245938.97
Canara Bank - 0852401003007/1	5564234.17	5245938.97
Canara Bank - 0852401003008/1	5564234.17	5245938.97
Indian Bank - 6262950392	0.00	1314868.00
State Bank of India - 34796123116	6133459.81	5727731.00
State Bank of India - 34796124369	6133459.81	5727731.00
State Bank of India - 34830940833	2453848.81	2291192.00
Indian Bank - 6451344310	0.00	1130808.00
Indian Bank - 6688258669	0.00	2500000.00
Indian Bank - 6688605896	0.00	2500000.00
Indian Bank - 6697064412	0.00	2000000.00
Indian Bank - 6697365205	0.00	1000000.00
Indian Bank - 6697365545	0.00	1000000.00
Indian Bank - 6606291691	0.00	3179706.00
Indian Bank - 6618997341	0.00	3179812.00
Interest Accrued on Deposits	0.00	4622807.00
<b>Total</b>	<b>31413470.94</b>	<b>51912471.91</b>
OTHER DEPOSITS	As at	As at
	31.03.2020	31.03.2019
	Rs.	Rs.
Deposit Broad Band	3250.00	3250.00
Deposit For Internet (BSNL)	10578.00	10578.00
Deposit JKC	10000.00	10000.00
Electricity	1298484.00	1298484.00
L P Gas	7800.00	7800.00
Mobile Telephone	4212.00	4212.00
Oxygen Cyliner	1000.00	1000.00
Telephone	33997.24	33997.24
<b>Total</b>	<b>1369321.24</b>	<b>1369321.24</b>



OTHER ADVANCES	As at	As at
	31.03.2020 Rs.	31.03.2019 Rs.
Abdul Sattar Khan	190000.00	190000.00
Advance for Land Development	43350.00	43350.00
Advance others	16272.90	16272.90
A. Srinivasan - Asso. Professor	0.00	300251.00
Chennakesavulu Reddy	120000.00	120000.00
Madhava Reddy	30000.00	30000.00
P. Gnana Prakash - Asst. Professor	41020.00	31020.00
Imprest - Postage	0.00	11455.00
JKC Mentors Training	103310.00	103310.00
R. Jatanth - Systems Manager	0.00	97350.00
R. Nagaraju - Masan	10000.00	0.00
T. Munirathnam Reddy	0.00	4970.00
Prof. R. Mahadevan, Chennai	100000.00	100000.00
R. Gopal Reddy	15000.00	15000.00
Mohan Babu. K - AAO	28337.00	40211.00
M.S. Kamalakannan	112361.00	112361.00
R. Mynuddin Sultani	6504.00	6504.00
Salary Advances	134039.00	134039.00
R. Satheesh - Staff	5000.00	5000.00
TCS Receivable	117237.00	117237.00
TCS Receivable - Automative Mfrs Pvt Ltd	112670.00	112670.00
TCS Receivable - MG Brothers	140774.00	105838.00
TDS Receivable	3457150.00	3457150.00
TDS Receivable - FY 2017-18	801836.00	801836.00
TDS Receivable - FY 2018-19	850141.00	850141.00
TDS Receivable - FY 2019-20	378350.00	0.00
R. Mahadevan - Electrician	22500.00	865.00
S. Abdul Azeem	20000.00	20000.00
Purushotham S - Workers Salary Advance	10000.00	0.00
R. Arjunan - Driver	4000.00	4000.00
Y. Ravikiran Varma - Asst. Professor	30427.00	30427.00
Y. Tharakeswar - Staff	0.00	20000.00
Ch. S. Rajesh	0.00	170000.00
S. Farook Basha - Driver	2000.00	21000.00
S. Rajesh HOD Mechanical Dept.	4900.00	4900.00
Vijay Kumar K	55000.00	55000.00
Department Association	0.00	58017.00
Institute of Quality Survey, Tiripati	0.00	18500.00
B. Nagakumar	4385.00	2637.00
T.R. Balasubramanyam	0.00	1950.00
V. Murali Krishna MBA	1924.00	1924.00
S. Sreekanth	0.00	89841.00
<b>Total</b>	<b>6968487.90</b>	<b>7305026.90</b>



## SUNDRY CREDITORS FOR SUPPLIES

	As at 31.03.2020 Rs.	As at 31.03.2019 Rs.
Balaji Industrial Corporation Ltd	1476782.00	1476782.00
Apply Volt, Vijayawada	0.00	188800.00
Bookionics	55360.00	285275.00
Bros Seientifics	0.00	7715.00
Chetan Auto Service	0.00	11513.00
Arrow Sales Corporation	0.00	12254.00
K.T. Technologies	0.00	376591.00
C. Balakrishna Reddy	2852647.00	2852647.00
Deepthi Plywood & Hardware	0.00	27182.00
Dress Suit (MBA)	0.00	219660.00
Jai Shankar Granite Contractor	870282.00	870282.00
K.R.Nethaji	0.00	25000.00
Bestmatch, Chennai	0.00	20114.00
Naveen Traders	0.00	31376.00
Hydromec Engineers, Bangalore	345000.00	345000.00
Rajendra Traders, Tirupati	0.00	52080.00
Ramya Steel Furniture	0.00	85956.00
Machine Tool Traders, Chennai	141384.00	141384.00
Spectrum Structural Peddapuram	1340000.00	1340000.00
Manjula Agencies, Chittoor	0.00	5890.00
Sri Book Seller	0.00	129495.00
Capricot Technologies Pvt Ltd. Bangalore	0.00	206906.00
Chetan Automobiles	0.00	10750.00
Compact Systems Pvt Ltd, Chennai	0.00	70338.00
Durgam Oil Filling Centre, Chittoor	0.00	43396.00
My Home Industries Ltd. Hyderabad	177750.00	177750.00
Elshaddai Engineering Equipments, Chennai	0.00	225000.00
Flashforge, Hyderabad	0.00	70650.00
Hari Hardwares, Chittoor	0.00	37548.00
T.R. Bhaskar	472555.00	516005.00
Sri Balaji Pipe Traders	0.00	34630.00
SRS Computers, Chennai	0.00	23625.00
Gold Fields, Nellore	0.00	54027.00
Ways Open Consultants Pvt Ltd - Chennai	0.00	129850.00
Manyata Construction Co. Bangalore	20000.00	0.00
G.S. Rajendra - S.G. Electricals	0.00	5000.00
Micro Technologies, Chittoor	0.00	43900.00
Raja Electricals, Chittoor	0.00	43878.00
Sri Mahalakshmi Offset & Screens	0.00	1100.00
Sri Sathya Sai Security Services	232334.00	227489.00
Vijay Electricals	0.00	85407.00
Jai Hanuman Traders, Chittoor	0.00	32485.00
J. Vijay Kumar	0.00	10788.00
KVR Tyres, Chittoor	0.00	6608.00
Malreddy Traders, Tirupati	0.00	115074.00
M.G. Brothers Automobiles Pvt td	0.00	48448.00
Om Kanakadurga Paints & Hardwares	0.00	20543.00
Prem Tyres, Chittoor	0.00	37500.00
Purandahar Enterprises, Tirupati	0.00	9450.00
Quintrell Walkers, Chittoor	0.00	237650.00
Sai Deepthi Plywoods & Hardwares	0.00	1250.00
SLN Glass & Plywoods	0.00	23280.00
Sohan Security & House Keeping Services	244364.00	290637.00
Sri Ramakrishna Corporation	0.00	219121.00
Sri Vinayaka Agencies	0.00	15297.00
Sri Vinayaka Ekh Electricals & Rewinding	0.00	11055.00
Sri Yoga Book Centre, Tirupati	0.00	72770.00
Sujatha Offset Printing & Binding Works	0.00	18225.00
Suryodaya Office Systems, Visakhapatnam	0.00	129600.00
Vinformax Systems India Pvt Ltd	0.00	81212.00
Vinod Enterprises, Chittoor	0.00	110250.00
Vishnu Hardwares	0.00	24069.00
<b>Total</b>	<b>8228458.00</b>	<b>12027557.00</b>



SUNDRY CREDITORS FOR OTHERS	As at 31.03.2020 Rs.	As at 31.03.2019 Rs.
Cauton Deposit - Students	4850090.00	4369090.00
Chaitanya Proprieties Pvt Ltd	4128125.00	4128125.00
D.A. Thejeswari	30000.00	30000.00
C S I Membership	0.00	8850.00
KBD Sugars & Distilleries Ltd.,	14459820.00	14459820.00
Tution Fees Refundable	20470633.00	1639233.00
Allumni Association	260916.00	260916.00
PMRY Training Programme	0.00	92590.00
University Grant	341434.00	409737.00
University Fee	7221800.00	6413000.00
MBA Work Shop	0.00	34950.00
Own Your Books Scheme	3747009.00	3476809.00
VIT Registration Fee	0.00	91205.00
Shri Arun Towers Pvt Ltd, Bangalore	1500000.00	1500000.00
Hack Track Work Shop	0.00	53900.00
College Attached Hostel Fee	283525.00	886028.00
N B A Account	898990.00	898990.00
Helping Hands	41059.00	41059.00
Mysore Fruit Products Ltd.	1800000.00	1800000.00
I U T Fee (inter University Toumment)	343600.00	235400.00
Personal Developement Programme	5045636.00	1686984.00
Security Deposit	60000.00	60000.00
Unnath Bharath Abhyan	50000.00	50000.00
H. Uma Maheswari - Professor	0.00	3046.00
N. Sai Ganesh	0.00	734.00
V. Maheswari - HOD EEE Dept	0.00	155.00
<b>Total</b>	<b>65532637.00</b>	<b>42630621.00</b>



SUNDRY CREDITORS FOR EXPENSES	As at	As at
	31.03.2020	31.03.2019
	Rs.	Rs.
Wages Payable	0.00	882492.00
Unpaid Wages	49816.00	49816.00
Post Metric Scholarship-SC/ST M.Tech	25933.00	25933.00
Post Metric Scholarship-ST	(24867.00)	(24867.00)
Post Metric Scholarship- PHC	63518.00	63518.00
Post Metric Scholarship-BC	517358.00	517358.00
Profession Tax payable	113750.00	119500.00
Salary Payable	5909190.00	5393426.00
Unpaid Salary	65489.00	65489.00
Post Metric Scholarship-SC	307208.00	307208.00
TDS Payable-Contractors	63285.58	70306.00
TDS Payable-Professional Charges	14500.00	14500.00
TDS Payable-Salary	523262.00	422013.00
ESI- Payable	13331.00	65943.00
EPF- payable	70070.00	70651.00
Employers Contribution to PF	75593.00	78274.00
Employers Contribution to ESI	51888.00	163022.00
Remuneration Payable	16200.00	16525.00
<b>Total</b>	<b>7855524.58</b>	<b>8301107.00</b>
<b>Inter Branch Balances</b>	<b>As at</b>	<b>As at</b>
	<b>31.03.2020</b>	<b>31.03.2019</b>
	<b>Rs.</b>	<b>Rs.</b>
Srinivasa Trust, Bangalore	8579661.43	8579661.43
R K Vidyalaya (School & College)	0.00	21170770.90
Srinivasa Trust, Chittoor	269817938.87	276050698.97
VIMS & RC	(6507000.00)	(6507000.00)
<b>Total</b>	<b>271890600.30</b>	<b>299294131.30</b>

