


SRINIVASA INSTITUTE OF TECHNOLOGY & MANAGEMENT STUDIES
(A DIVISION OF SRINIVASA TRUST, BANGALORE)
No. 74, THIMMASAMUDRAM, BANGALORE TIRUPATI BYE-PASS ROAD
CHITTOOR

BALANCE SHEET AS AT 31st MARCH, 2022

Particulars	Sch No.	As at 31.03.2022 Rs.	As at 31.03.2021 Rs.
A SOURCES OF FUNDS			
Reserves & Surplus	1	455220512.47	472354202.98
Secured Loans	2	0.00	15331166.72
Total		455220512.47	487685369.70
B APPLICATION OF FUNDS			
Fixed Assets	3		
Gross Block		113142520.47	125654314.65
Less: Depreciation		14091882.57	15941456.18
Net Block		99050637.90	109712858.47
Add: Capital Work-in-Progress		132927.00	132927.00
		99183564.90	109845785.47
CURRENT ASSETS, LOANS AND ADVANCES			
Current Assets	4	224148718.81	236792510.37
Loans & Advances	5	26258030.29	27740454.14
		250406749.10	264532964.51
Less Current Liabilities & Provisions	6	132137203.43	140897394.58
Net Current Assets (4)+(5)-(6)		118269545.67	123635569.93
Inter Branch Balances		237767401.90	254204014.30
Total		455220512.47	487685369.70


For Srinivasa Trust


Managing Trustee

Place: Bangalore

Date : 26.09.2022

As per our Report u/s. 12A(1)(b) of the
Income Tax Act, of even date
For M.Dasaratha & Associates
Chartered Accountants
Firm Reg. No. 005207S



M. Dasaratha
Proprietor
Membership No. 200375




SRINIVASA INSTITUTE OF TECHNOLOGY & MANAGEMENT STUDIES
(A DIVISION OF SRINIVASA TRUST, BANGALORE)
No. 74, THIMMASAMUDRAM, BANGALORE TIRUPATI BYE-PASS ROAD
CHITTOOR

INCOME & EXPENDITURE A/C FOR THE YEAR ENDED 31st MARCH, 2022


Particulars	Sch No.	As at 31.03.2022 Rs.	As at 31.03.2021 Rs.
A INCOME			
Fees Collections	7	123830766.00	115804666.00
Other Income	8	6513108.07	4855066.21
Total		130343872.07	120659732.21
B EXPENDITURE			
Operating Expenses	9	28713850.92	7773948.00
Personnel Expenses	10	78059773.00	51849163.00
Administrative Expenses	11	25422036.48	11800750.00
Finance Charges	12	1190019.61	523733.44
Depreciation	2	14091882.57	15941456.18
Total		147477562.58	87889050.62
Excess of Expenditure over Income transferred to Balance Sheet		(17133690.51)	32770681.59

For Srinivasa Trust


Managing Trustee

Place: Bangalore
Date : 26.09.2022

As per our Report u/s. 12A(1)(b) of the
Income Tax Act, of even date
For M.Dasaratha & Associates
Chartered Accountants
Firm Reg. No. 005207S



M. Dasaratha
Proprietor
Membership No. 200375



SRINIVASA INSTITUTE OF TECHNOLOGY & MANAGEMENT STUDIES
(A DIVISION OF SRINIVASA TRUST, BANGALORE)
No. 74, THIMMASAMUDRAM, BANGALORE TIRUPATI BYE-PASS ROAD
CHITTOOR

SCHEDULES TO ACCOUNTS AS AT 31st MARCH, 2022

SCHEDULE NO. 1 RESERVES & SURPLUS	As at 31.03.2022 Rs.	As at 31.03.2021 Rs.
RESERVES	0.00	0.00
SURPLUS		
Income & Expenditure Account		
Balance as per the last Balance Sheet	472354202.98	439583521.39
Add Excess of income over expenditure(+)/expenditure over income(-) transferred from Income & Expenditure A/c	(17133690.51)	32770681.59
Total	455220512.47	472354202.98
SCHEDULE NO. 2 SECURED LOANS	As at 31.03.2022 Rs.	As at 31.03.2021 Rs.
HDFC Bank, Tirupati -Vehicle Loan	0.00	662044.72
Loan on FD - Canara Bank No. 0852743012441	0.00	10223336.00
Loan on FD - SBI No. 00000037640973761	0.00	4445786.00
Total	0.00	15331166.72



SRINIVASA INSTITUTE OF TECHNOLOGY & MANAGEMENT STUDIES
(A DIVISION OF SRINIVASA TRUST, BANGALORE)
No. 74, THIMMASAMUDRAM, BANGALORE TIRUPATI BYE-PASS ROAD, CHITTOOR
Schedule No 3
FIXED ASSETS AS ON 31st MARCH, 2022

Particulars	W.D.V. as on 01.04.2021	Additions before 30.09.2021	Additions after 30.09.2021	Deletions during the year	Total as on 31.03.2022	Depreciation Rate	Depreciation for the year	W.D.V. as on 31.03.2022
Administrative Building	1192066.80	0.00	0.00	0.00	1192066.80	10%	119206.68	1072877.84
Air Conditioner	1212820.75	0.00	0.00	0.00	1212820.75	15%	181923.11	1030897.84
Bar Code Machine - Library	4132.87	0.00	0.00	0.00	4132.87	15%	619.93	3512.94
Bio-Matric Machine	309743.77	0.00	0.00	0.00	309743.77	15%	46461.57	263282.20
Borewell	801439.33	0.00	0.00	0.00	801439.33	10%	80143.93	721295.40
Buildings	36929625.74	0.00	0.00	0.00	36929625.74	10%	3692962.57	33236663.17
Bus AP 03 U 1155	12165.26	0.00	0.00	0.00	12165.26	15%	1824.79	10340.47
Bus AP 03 X 2211	145516.69	0.00	0.00	0.00	145516.69	15%	21827.50	123689.19
Bus AP 03 X 8009	148500.41	0.00	0.00	0.00	148500.41	15%	22275.06	126225.35
Bus AP 03 X 8010	148500.41	0.00	0.00	0.00	148500.41	15%	22275.06	126225.35
Bus KA 04 A 1595	10175.54	0.00	0.00	0.00	10175.54	15%	1526.33	8649.21
Bus KA 04 A 1731	10175.54	0.00	0.00	0.00	10175.54	15%	1526.33	8649.21
Bus AP 03 BE 0976	675317.89	0.00	0.00	0.00	675317.89	15%	101297.68	574020.21
Bus AP 03 BE 0977	675317.89	0.00	0.00	0.00	675317.89	15%	101297.68	574020.21
Bus AP 03 TE 4396	753482.35	0.00	0.00	0.00	753482.35	15%	113022.35	640460.00
Bus AP 03 TE 4397	753482.35	0.00	0.00	0.00	753482.35	15%	113022.35	640460.00
Bus AP 03 TE 4398	753482.35	0.00	0.00	0.00	753482.35	15%	113022.35	640460.00
Bus AP 03 TE 4558	844850.23	0.00	0.00	0.00	844850.23	15%	126727.53	718122.70
Bus AP 03 TE 4559	844850.23	0.00	0.00	0.00	844850.23	15%	126727.53	718122.70
Bus AP 03 TE 4560	844850.23	0.00	0.00	0.00	844850.23	15%	126727.53	718122.70
Bus AP 03 TK 0993	1217338.23	0.00	0.00	0.00	1217338.23	15%	182600.73	1034737.50
Bus AP 03 TK 0994	1217338.23	0.00	0.00	0.00	1217338.23	15%	182600.73	1034737.50
Bus AP 03 TK 0995	1217338.23	0.00	0.00	0.00	1217338.23	15%	182600.73	1034737.50
Bus AP 03 TK 0996	1217338.23	0.00	0.00	0.00	1217338.23	15%	182600.73	1034737.50
Bus AP 03 TK 1349	1217338.23	0.00	0.00	0.00	1217338.23	15%	182600.73	1034737.50
Bus AP 03 TK 2172	1235746.01	0.00	0.00	0.00	1235746.01	15%	185361.90	1050384.11
Bus AP 03 TK 2173	849244.80	0.00	0.00	0.00	849244.80	15%	127366.69	721877.31
Bus AP 03 TK 2206	849244.80	0.00	0.00	0.00	849244.80	15%	127366.69	721877.31
Bus AP 03 TK 2230	1010675.95	0.00	0.00	0.00	1010675.95	15%	151601.39	859074.56
Bus AP 03 TK 2244	1010675.95	0.00	0.00	0.00	1010675.95	15%	151601.39	859074.56
Bus AP 03 TK 2285	1544149.76	0.00	0.00	0.00	1544149.76	15%	231622.46	1312527.30
Bus AP 39 TA 3385	1262054.33	0.00	0.00	0.00	1262054.33	15%	189308.15	1072746.18
Bus AP 39 TA 3522	1262054.33	0.00	0.00	0.00	1262054.33	15%	189308.15	1072746.18
CC Camera	506915.91	0.00	254000.00	0.00	760915.91	15%	95087.39	665828.52
Computer	4324414.00	0.00	0.00	0.00	4324414.00	0.4%	1729765.60	2594648.40
Computer UPS	5116.81	0.00	0.00	0.00	5116.81	0.4%	2046.84	3069.97
DW 4000 V Sat Equipment	6958.13	0.00	0.00	0.00	6958.13	15%	1043.72	5914.41
Electrical Installations	677527.63	0.00	0.00	0.00	677527.63	10%	67752.76	609774.87
Electrical Equipments	122849.19	0.00	0.00	0.00	122849.19	15%	18427.38	104421.81
Electronic Counting Machine	7112.60	0.00	0.00	0.00	7112.60	15%	1066.89	6045.71
EPABX DSS 70	786.71	0.00	0.00	0.00	786.71	15%	118.01	668.70
EPSON DS - 850 Scanner	29071.60	0.00	0.00	0.00	29071.60	15%	4360.74	24710.86
Fax Machine	10487.29	0.00	0.00	0.00	10487.29	15%	1573.09	8914.20
Furniture	6874120.17	0.00	318924.00	0.00	7192744.17	10%	703343.22	6489400.95
GPS Machine	0.00	63800.00	0.00	0.00	63800.00	15%	9570.00	54230.00
Honda Activa %G Deluxe	53465.00	0.00	0.00	0.00	53465.00	15%	8019.75	45445.25
Indoor stadium	270657.66	0.00	0.00	0.00	270657.66	10%	27065.77	243591.89
Fire Extinguisher	297932.25	0.00	0.00	0.00	297932.25	15%	44689.84	253242.41
Generator 125KVA	1034133.54	0.00	0.00	0.00	1034133.54	15%	155120.03	879013.51
Generator 250KVA	333471.66	0.00	0.00	0.00	333471.66	15%	50020.75	283450.91
Kitchen Equipment-Hostel	8957.20	0.00	0.00	0.00	8957.20	15%	1343.58	7613.62
Lab Equipments	623867.68	0.00	0.00	0.00	623867.68	15%	93580.15	530307.53
LCD Projectors	1961521.65	0.00	0.00	0.00	1961521.65	15%	294228.25	1667293.40
Land	9759854.00	0.00	0.00	0.00	9759854.00	0.00	0.00	9759854.00
Library Books	3231645.08	0.00	0.00	0.00	3231645.08	15%	484746.76	2746898.32
Lift	399876.10	0.00	0.00	0.00	399876.10	15%	59981.42	339894.69
Machinery	1052.16	0.00	0.00	0.00	1052.16	15%	157.82	894.34
Matuthi Omni Van - AP-03 - CW 1188	221699.20	0.00	0.00	0.00	221699.20	15%	33254.88	188444.32
Mike Set	76184.73	0.00	0.00	0.00	76184.73	15%	11427.71	64757.02
Office Equipment	39073.40	0.00	80398.00	0.00	119471.40	15%	17920.71	101550.69
Overhead Projector	2890.91	0.00	0.00	0.00	2890.91	15%	433.64	2457.27
Oxygen Cylinder	0.00	19500.00	0.00	0.00	19500.00	15%	2925.00	16575.00
Printers	0.00	0.00	33488.00	0.00	33488.00	0.4%	6697.60	26790.40
Public Address System	9204.39	0.00	0.00	0.00	9204.39	15%	1380.66	7823.73
Roneo Machine	102014.25	0.00	0.00	0.00	102014.25	15%	15302.14	86712.11
RO Plant	66700.59	0.00	0.00	0.00	66700.59	15%	10005.09	56695.50
STD Equipment	700.58	0.00	0.00	0.00	700.58	15%	105.09	595.49
Sign Board	6191.71	0.00	0.00	0.00	6191.71	15%	928.76	5262.95
Software	0.00	0.00	325708.00	0.00	325708.00	0.4%	65141.60	260566.40
Solar Panels	0.00	1677484.00	0.00	0.00	1677484.00	15%	251622.60	1425861.40
Solar Power Generating System - 175KW	6346147.50	0.00	0.00	0.00	6346147.50	15%	951922.13	5394225.38
Speakers	0.00	856870.00	0.00	0.00	856870.00	15%	98530.50	558339.50
Television (LG)	1885.37	0.00	0.00	0.00	1885.37	15%	282.81	1602.56
Tools & Equipment	2028.07	0.00	0.00	0.00	2028.07	15%	304.21	1723.86
Toyota Innova Car	677362.65	0.00	0.00	0.00	677362.65	15%	101604.40	575758.25
Toyota Fortuner Car	678669.13	0.00	0.00	0.00	678669.13	15%	101630.37	577038.76
Vacuum Cleaner	190.03	0.00	0.00	0.00	190.03	15%	28.50	161.53
V-Guard Solar Water Heater	368407.26	0.00	0.00	0.00	368407.26	15%	55251.09	313146.77
Water Coolers	96540.96	0.00	0.00	0.00	96540.96	15%	14481.14	82059.82
Xerox Machine	246010.81	0.00	0.00	0.00	246010.81	15%	36901.62	209109.19
Total	109712858.47	2417454.00	1012208.00	0.00	113142520.47		14091882.57	99050637.90



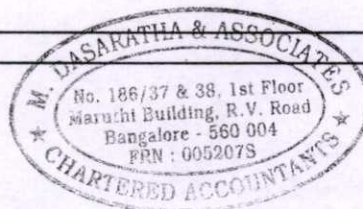
SCHEDULE NO. 4 CURRENT ASSETS	As at 31.03.2022 Rs.	As at 31.03.2021 Rs.
	a) Cash and Bank Balances	
Cash on Hand	603.00	0.00
Bank Balances:		
Fixed Deposits	95901578.00	35065715.51
Canara Babk - 0852201002233	45734.00	42885.00
Indian Bank AASSO 6821319645	213499.25	0.00
Indian Bank AICTE 999381205	356941.77	1336573.62
Indian Bank Exam 798041415	38818.15	4633025.80
Indian Bank General 815900799	1814211.07	17550508.32
Indian Bank Hostel 8159001169	209151.05	8424671.35
Indian Bank Scholar ship 909097080	285064.00	286480.00
Kotak Mahindra Bank Ltd., Chittoor - 944	549840.54	549840.54
Kotak Mahindra Bank Ltd., Chittoor - 979	17393.98	17393.98
State Bank of India-31050032919	13150.00	13150.00
State Bank of India, - 30125802761	0.00	6173.50
State Bank of India,30535881850 SC/ST/BC	23851.00	82158938.75
Axis Bank Exam - 2576	11979630.00	0.00
Axis Bank General - 4252	20146889.00	0.00
Axis Bank Hostel Fee - 1954	15227508.00	0.00
Axis Bank Scholarship - 5967	25119.00	0.00
Total - (a)	146848981.81	150085356.37
b) Sundry Debtors		
Tution fees Receivables from Government	0.00	10936224.00
Tution fees Receivables From Students	77208590.00	75752430.00
Institute of Quantity Survey, Tirupati	18500.00	18500.00
NSE IT Limited	72647.00	0.00
Total - (b)	77299737.00	86707154.00
Total (a) + (b)	224148718.81	236792510.37



SCHEDULE NO. 5 LOANS & ADVANCES	As at 31.03.2022 Rs.	As at 31.03.2021 Rs.
Advances to Supplies/Contractors	19111836.00	20073018.00
Other Deposits	1369321.24	1369321.24
Other Advances	5776873.05	6298114.90
Total	26258030.29	27740454.14
SCHEDULE NO. 6 CURRENT LIABILITIES	As at 31.03.2022 Rs.	As at 31.03.2021 Rs.
(a) Current Liabilities & Provisions		
Sundry Creditors for Supplies	14059760.00	10801202.00
Sundry Creditors for Others	108551711.25	120337636.00
Sundry Creditors for Expenses	9525732.18	9758556.58
Total (a)	132137203.43	140897394.58
(b) Provisions	0.00	0.00
Total (b)	0.00	0.00
Total (a) + (b)	132137203.43	140897394.58
SCHEDULE NO. 7 INCOME	As at 31.03.2022 Rs.	As at 31.03.2021 Rs.
Evaluation Fee	272752.00	0.00
Hostel Fee Collected	17453126.00	9417715.00
Candidate Verification Fee	9000.00	0.00
Special Fee Collected	0.00	1210000.00
Affiliation & Autonomous Fee	356000.00	1230000.00
Examination Fee	9567468.00	5108966.00
Tuition Fee Collected	96172420.00	98837985.00
Total	123830766.00	115804666.00
SCHEDULE NO. 8 OTHER INCOME	As at 31.03.2022 Rs.	As at 31.03.2021 Rs.
Interest on Deposits	4320763.57	3843292.57
ATM Rent	0.00	15000.00
Quarters Rent	0.00	70800.00
Canteen Rent	240000.00	0.00
Income from Online Examination	1943481.50	715676.19
Miscellaneous Income	8861.00	210297.45
Total	6513106.07	4855066.21



SCHEDULE NO. 9 OPERATING EXPENSES	As at 31.03.2022 Rs.	As at 31.03.2021 Rs.
Building Maintenance	5843003.00	695889.00
Campus Maintenance	2421750.00	1060462.00
Electrical Maintenance	2820421.00	222323.00
Electricity Charges	2222360.00	2807420.00
Generator Maintenance	310406.42	0.00
Hostel Expenses	6429843.00	2619023.00
Laboratory Maintenance	420655.10	66389.00
Placement Training Expenses	196000.00	0.00
Repairs & Maintenance Others	4922602.00	300642.00
Sports & Games Items	112106.00	1800.00
Transportation Charges	1392782.00	0.00
Toll Charges	72500.00	0.00
UCS/Affiliation Fee/Accrediation Fee	1549422.40	0.00
Total	28713850.92	7773948.00
SCHEDULE NO. 10 PERSONNEL EXPENSES	As at 31.03.2022 Rs.	As at 31.03.2021 Rs.
Contribution to ESI	523238.00	480878.00
Contribution to PF	782319.00	816151.00
Staff Salaries and Wages	76692002.00	49917717.00
Staff Welfare Expenses	62214.00	634417.00
Total	78059773.00	51849163.00
SCHEDULE NO. 11 ADMINISTRATIVE EXPENSES	As at 31.03.2022 Rs.	As at 31.03.2021 Rs.
Advertisement	347576.00	200000.00
Board of Studies Meeting Expenses	0.00	164000.00
Books & Periodicals	183228.00	45009.00
Computer Maintenance	845652.00	103280.00
Conveyance Expenses	0.00	19010.00
Exam Remuneration	3903746.00	386791.00
Fees, Rates & Taxes	1453128.00	1760576.00
General Charges	178208.00	1874.00
Internet Expenses	1125385.00	653245.00
Miscellaneous Expenses	658764.00	67605.00
PF Administration Charges	30973.00	0.00
Penalty on TDS Late Payment	0.00	239460.00
Pooja Expenses	217379.00	0.00
Postage & Courier	2117.00	4256.00
Printing & Stationery	735942.00	657214.00
Professional Charges	17159.00	710000.00
Research and Development	0.00	240000.00
Security Charges	5622558.00	4958593.00
Seminar and Workshop	0.00	6680.00
Software Expenses	13570.00	0.00
Special Events Expebses	27855.00	0.00
Staff Training Expenses	0.00	282000.00
Telephone Charges	14947.00	89968.00
Travelling Expenses	88930.00	89677.00
Vehicle Maintenance	9954919.48	1121512.00
Total	25422036.48	11800750.00



SCHEDULE NO. 12 FINANCE CHARGES	As at 31.03.2022 Rs.	As at 31.03.2021 Rs.
	Bank Charges	92732.82
Interest on Vehicle Loan - HDFC Bank	9490.28	193515.49
Interest on FD Loan	1087796.51	277926.00
Total	1190019.61	523733.44

For Srinivasa Trust




Managing Trustee

Place: Bangalore

Date : 26.09.2022

As per our Report u/s. 12A(1)(b) of the
Income Tax Act, of even date
For M.Dasaratha & Associates
Chartered Accountants
Firm Reg. No. 5207S



M. Dasaratha
Proprietor
Membership No. 200375



**SRINIVASA INSTITUTE OF TECHNOLOGY & MANAGEMENT STUDIES
(A DIVISION OF SRINIVASA TRUST, BANGALORE)
No. 74, THIMMASAMUDRAM, BANGALORE TIRUPATI BYE-PASS ROAD
CHITTOOR**

SUB-SCHEDULES TO BALANCE SHEET AS AT 31st MARCH, 2022

ADVANCES TO SUPPLIERS/CONTRACTORS	As at 31.03.2022	As at 31.03.2021
	Rs.	Rs.
Apex Innovations Pvt Ltd	33300.00	33300.00
Bhaskarachari. S, Contractor	179310.00	179310.00
Kare Smartech Pvt Ltd, Chennai	25112.00	25112.00
Indian Oil Corporation Ltd, Mumbai	300000.00	300000.00
G K Shetty Builders Pvt Ltd	2027291.00	2027291.00
Qunitrell Walkers, Chittoor	100000.00	100000.00
Johnsons Lifts Pvt Ltd	54384.00	54384.00
K G Builders	2600000.00	2600000.00
Prem Tyres, Chittoor	35800.00	127000.00
M.V. Bhaskar Naidu, Electrical & Plumber	1651500.00	1651500.00
Nandulal, Granite Layer	184000.00	184000.00
N. Sai Ganesh	750000.00	750000.00
P. Prasad, Granite Supplier	250000.00	250000.00
R. Jagadish Kumar, Contractor	4198641.00	4198641.00
R. Mahesh Kumar, Contractor	494234.00	494234.00
South India Switch Gear & Co	10076.00	10076.00
Silicon Systems	309281.00	309281.00
N. Thrushanth Granite Suppliers	500000.00	500000.00
V.J. Balaji	82800.00	82800.00
G.S. Krishna Moorthy, Engineer	140000.00	140000.00
J. Kannaiah Semi Engineering Works	13500.00	13500.00
K. Govinda Swamy	300000.00	300000.00
Nethra Electricals (India) Pvt Ltd	1353897.00	1353897.00
CC Broadband, Kovur	9423.00	9423.00
Om Muruga Steel Furniture, Vellore	500000.00	500000.00
Sindhu Constructions	13248.00	883230.00
S. Ramachandra, Civil Contractor	105000.00	105000.00
Manyata Construction Co., Bangalore	2258475.00	2258475.00
M.N. Kaverappa, Bangalore	100000.00	100000.00
Cognegic Solutions	532564.00	532564.00
Total	19111836.00	20073018.00



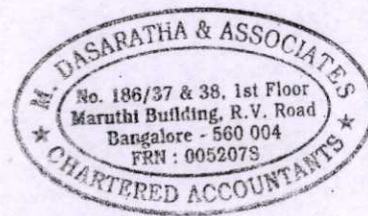
FIXED DEPOSITS WITH BANKS	As at 31.03.2022 Rs.	As at 31.03.2021 Rs.
	Canara Bank - 0852401003006/1	0.00
Canara Bank - 0852401003007/1	0.00	5868041.17
Canara Bank - 0852401003008/1	0.00	5868041.17
State Bank of India - 34796123116	0.00	7275586.00
State Bank of India - 34796124369	7275586.00	7275586.00
State Bank of India - 34830940833	2910420.00	2910420.00
Fixed Deposit - Indian Bank	82100000.00	0.00
Interest Accrued on FD	3615572.00	0.00
Total	95901578.00	35065715.51
OTHER DEPOSITS	As at 31.03.2022 Rs.	As at 31.03.2021 Rs.
	Deposit Broad Band	3250.00
Deposit For Internet (BSNL)	10578.00	10578.00
Deposit JKC	10000.00	10000.00
Electricity	1298484.00	1298484.00
L P Gas	7800.00	7800.00
Mobile Telephone	4212.00	4212.00
Oxygen Cyliner	1000.00	1000.00
Telephone	33997.24	33997.24
Total	1369321.24	1369321.24



OTHER ADVANCES	As at 31.03.2022 Rs.	As at 31.03.2021 Rs.
Abdul Sattar Khan	190000.00	190000.00
Advance for Land Development	43350.00	43350.00
Advance others *	2272.90	16272.90
Chennakesavulu Reddy	120000.00	120000.00
Madhava Reddy	30000.00	30000.00
P. Gnana Prakash - Asst. Professor	41020.00	41020.00
JKC Mentors Training	103310.00	103310.00
R. Nagaraju - Masan	10000.00	10000.00
P. Ramesh Kumar - Principal	160572.00	160572.00
Prof. R. Mahadevan, Chennai	100000.00	100000.00
R. Gopal Reddy	15000.00	15000.00
M.S. Kamalakannan	112361.00	112361.00
R. Mynuddin Sultani	6504.00	6504.00
Salary Advances	134039.00	134039.00
R. Satheesh - Staff	5000.00	5000.00
TCS Receivable	117346.00	117346.00
TCS Receivable - Automative Mfrs Pvt Ltd	112670.00	112670.00
TCS Receivable - MG Brothers	34936.00	34936.00
TDS Receivable	2399889.00	3457150.00
TDS Receivable - FY 2017-18	801836.00	801836.00
TDS Roccivable - FY 2019-20	378350.00	378350.00
TDS Receivable - FY 2020-21	187762.00	187762.00
TDS Receivable - FY 2021-22	555468.15	0.00
R. Arjunan - Driver	4000.00	4000.00
Y. Ravikiran Varma - Asst. Professor	30427.00	30427.00
S. Rajesh HOD Mechanical Dept.	4900.00	4900.00
Vijay Kumar K	55000.00	55000.00
B. Nagakumar	4385.00	4385.00
V. Murali Krishna MBA	1924.00	1924.00
N. Srinivasulu (Accounts)	14551.00	20000.00
Total	5776873.05	6298114.90



SUNDRY CREDITORS FOR SUPPLIES	As at	As at
	31.03.2022	31.03.2021
	Rs.	Rs.
Balaji Industrial Corporation Ltd	1476782.00	1476782.00
J. Harikrishna	6393.00	6393.00
Bookionics	34364.00	34364.00
ORB Energy Private Limited	1715284.00	1715284.00
C. Balakrishna Reddy	2852647.00	2852647.00
Jai Shankar Granite Contractor	870282.00	870282.00
Hydromec Engineers, Bangalore	345000.00	345000.00
Machine Tool Traders, Chennai	141384.00	141384.00
Spectrum Structural Peddapuram	1340000.00	1340000.00
Compact Systems Pvt Ltd, Chennai	135954.00	135954.00
My Home Industries Ltd. Hyderabad	177750.00	177750.00
T.R. Bhaskar	1515891.00	537451.00
Sri Balaji Oil Agencies, Chittoor	966439.00	609931.00
Sree Hanuman Offset Printers	17850.00	0.00
Sri Sathya Sai Security Services	755877.00	231286.00
Sohan Security & House Keeping Services	326694.00	326694.00
Chetan Auto Service	19281.00	0.00
Dalvkot Utility Enterprises Pvt Ltd	857004.00	0.00
Dream Systems	3700.00	0.00
Hari Hardware Chittoor	17939.00	0.00
Mahaveer Plastics	13179.00	0.00
M.G. Brothers Automobiles Pvt Ltd	14403.00	0.00
Mummy Lights	2540.00	0.00
Rajeshwari PVC Doors	21600.00	0.00
R. Rudra Murthy	21600.00	0.00
Sai Deepthi Plywood & Hardwares	17170.00	0.00
Sait Tyres, Chittoor	16200.00	0.00
Sri Vinaya Agencies	2808.00	0.00
United India Insurance Co Ltd Chittoor	373745.00	0.00
Total	14059760.00	10801202.00



SUNDRY CREDITORS FOR OTHERS	As at 31.03.2022 Rs.	As at 31.03.2021 Rs.
Caution Deposit - Students	4850090.00	4850090.00
Chaitanya Proprieties Pvt Ltd	34449100.00	34449100.00
D.A. Thejeswari	* 30000.00	30000.00
D.A. Sathyaprabha	9000000.00	9000000.00
KBD Sugars & Distilleries Ltd.,	22459820.00	22459820.00
Tution Fees Refundable	9547941.00	20470633.00
Allumni Association	474415.25	260916.00
University Grant	168680.00	1288241.00
University Fee	8893550.00	9033750.00
Own Your Books Scheme	4557009.00	4557009.00
Shri Arun Towers Pvt Ltd, Bangalore	1500000.00	1500000.00
College Attached Hostel Fee	283525.00	283525.00
N B A Account	898990.00	898990.00
Helping Hands	41059.00	41059.00
Mysore Fruit Products Ltd.	1800000.00	1800000.00
I U T Fee linter University Tournment)	343600.00	343600.00
Personal Development Programme	8927496.00	8927496.00
Security Deposit	60000.00	60000.00
Unnath Bharath Abhyan	50000.00	50000.00
G.P. Pawan, Professor Salary Advance	29350.00	29350.00
U. Balakrishna, Professor Salary Advance	4057.00	4057.00
M. Palanivel, Professor	7700.00	0.00
N. Srinivasulu, Transport	156379.00	0.00
Obaiah	8670.00	0.00
Priyaharshini	1100.00	0.00
Tulasi Prasad	1100.00	0.00
Venu Achari	900.00	0.00
Arthi	1100.00	0.00
J.Vijay Kumar	1080.00	0.00
Manikanta Achari	5000.00	0.00
Total	108551711.25	120337636.00



SUNDRY CREDITORS FOR EXPENSES	As at	As at
	31.03.2022	31.03.2021
	Rs.	Rs.
Unpaid Wages	49816.00	49816.00
Post Metric Scholarship-SC/ST M.Tech	25933.00	* 25933.00
Post Metric Scholarship-ST	(24867.00)	(24867.00)
Post Metric Scholarship- PHC	63518.00	63518.00
Post Metric Scholarship-BC	517358.00	517358.00
Profession Tax payable	221600.00	85100.00
Salary Payable	6616657.60	7946671.00
Unpaid Salary	65489.00	65489.00
Post Metric Scholarship-SC	307208.00	307208.00
TDS Payable-Contractors	15082.58	84765.58
TDS Payable-Professional Charges	14500.00	14500.00
TDS Payable-Salary	34626.00	23729.00
ESI- Payable	(7476.00)	36752.00
EPF- payable	191849.00	189466.00
Employers Contribution to PF	205275.00	205275.00
Employers Contribution to ESI	116243.00	116243.00
Remuneration Payable	163200.00	51600.00
BSNL Telecom	674876.00	0.00
APSPDCL	274844.00	0.00
Total	9525732.18	9758556.58
Inter Branch Balances	As at	As at
	31.03.2022	31.03.2021
	Rs.	Rs.
Srinivasa Trust, Bangalore	10592901.43	9535640.43
Srinivasa Trust, Chittoor	276726660.87	276726660.87
VIMS & RC	(49602160.40)	(32058287.00)
R.K. Vidyalaya - EM School	50000.00	0.00
Total	237767401.90	254204014.30

